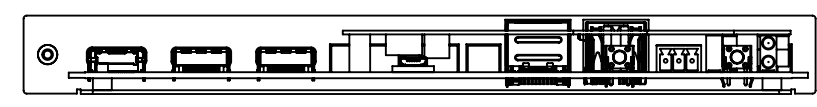
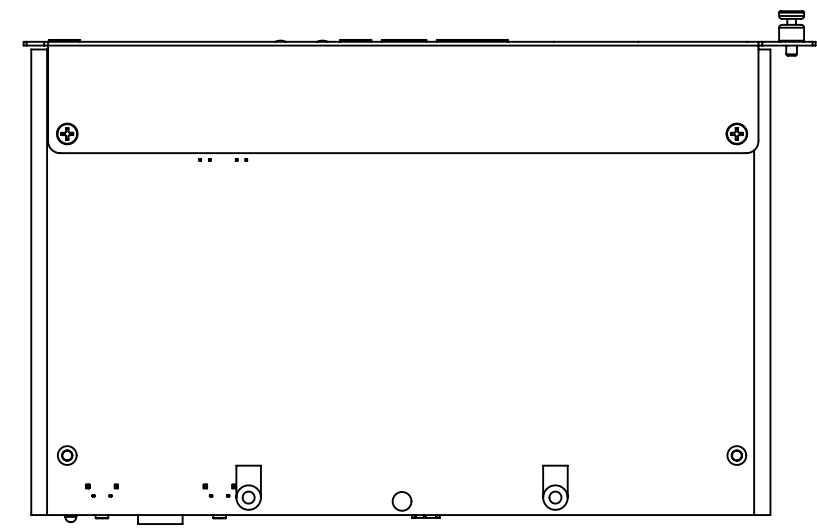
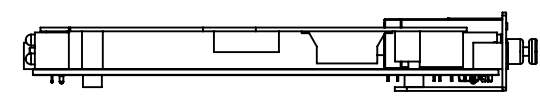
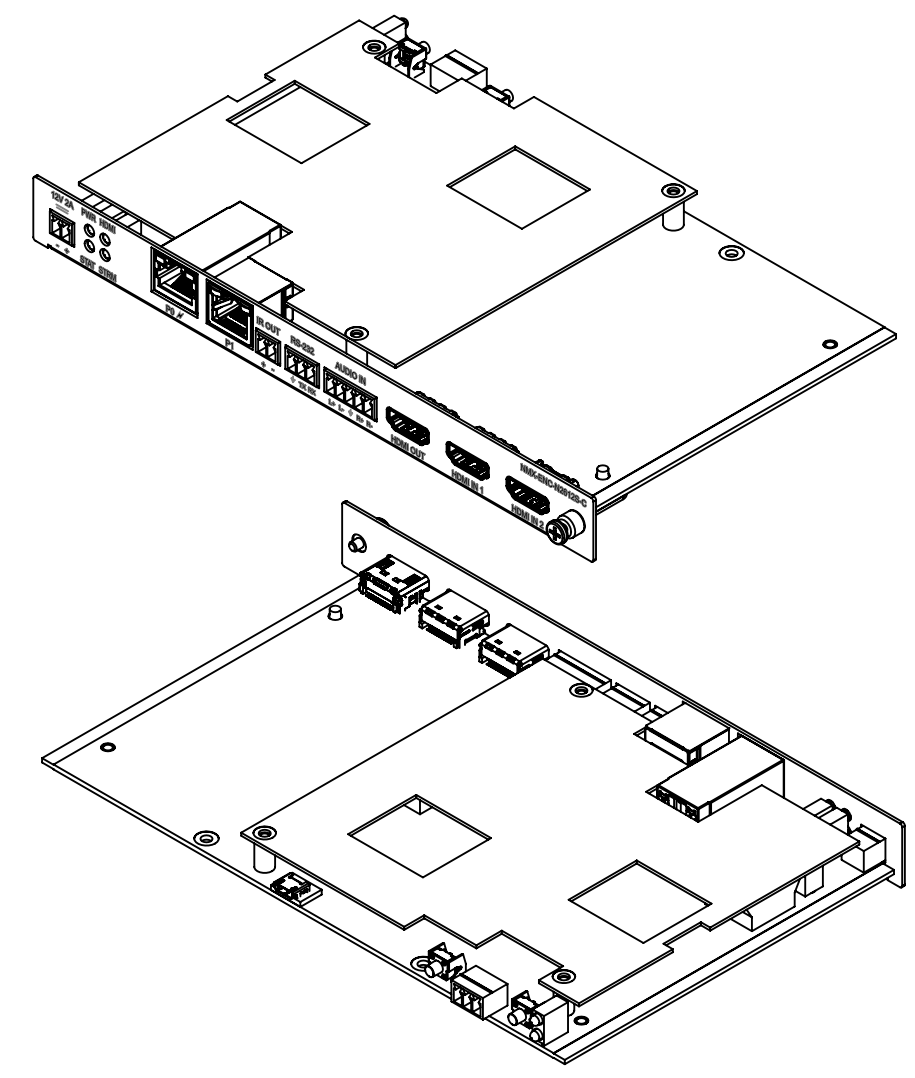
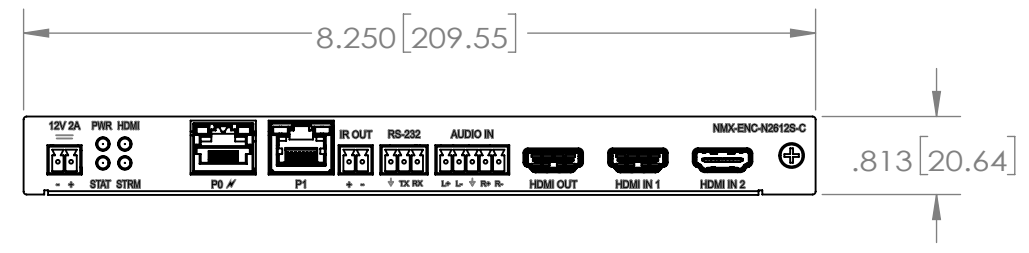
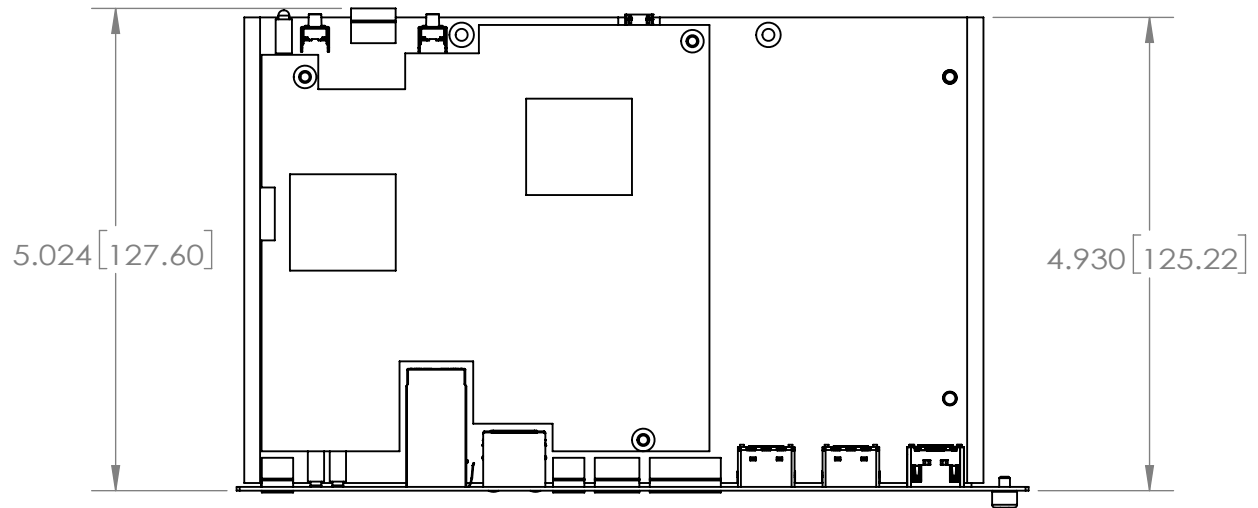


REVISION HISTORY			
DATE	REV.	DESCRIPTION	BY



FRONT VIEW

NOTES:  
 1. Unit: inch [mm]  
 2. Detailed dimensions refer to DWG/DXF files.

2023 © HARMAN INTERNATIONAL INDUSTRIES, INCORPORATED. ALL RIGHTS RESERVED. DO NOT USE, DISCLOSE, SELL, REPRODUCE, PUBLISH OR MODIFY WITHOUT AUTHORIZED WRITTEN HARMAN PERMISSION.

**ROHS**  
 RESTRICTION OF HAZARDOUS SUBSTANCES ALL MATERIALS USED IN THIS PART MUST BE ROHS COMPLIANT. SUPPLIER SHALL PROVIDE A CERTIFICATE OF ROHS COMPLIANCE WITH THE FIRST ARTICLE.

THIRD ANGLE PROJECTION

DRAWN BY: PXiong  
 DESIGNED BY:  
 PROJECT MANAGER/ENGINEER:

DATE: 2023/1/31  
 DATE:

DIMENSIONS SHOWN ARE FOR REFERENCE AND INSPECTION ONLY. REFER TO CAD MODEL PROVIDED WITH THIS DRAWING FOR OVERALL DEFINITION OF PART GEOMETRY.

DATE: 2023/1/31  
 DATE:

**HARMAN**

TITLE: DWG, PICTORIAL, NMX-ENC-N2612S-C

NO. AMX-N26E001C REV A

SIZE B SCALE 1:2 DO NOT SCALE DRAWING SHEET 1 OF 1